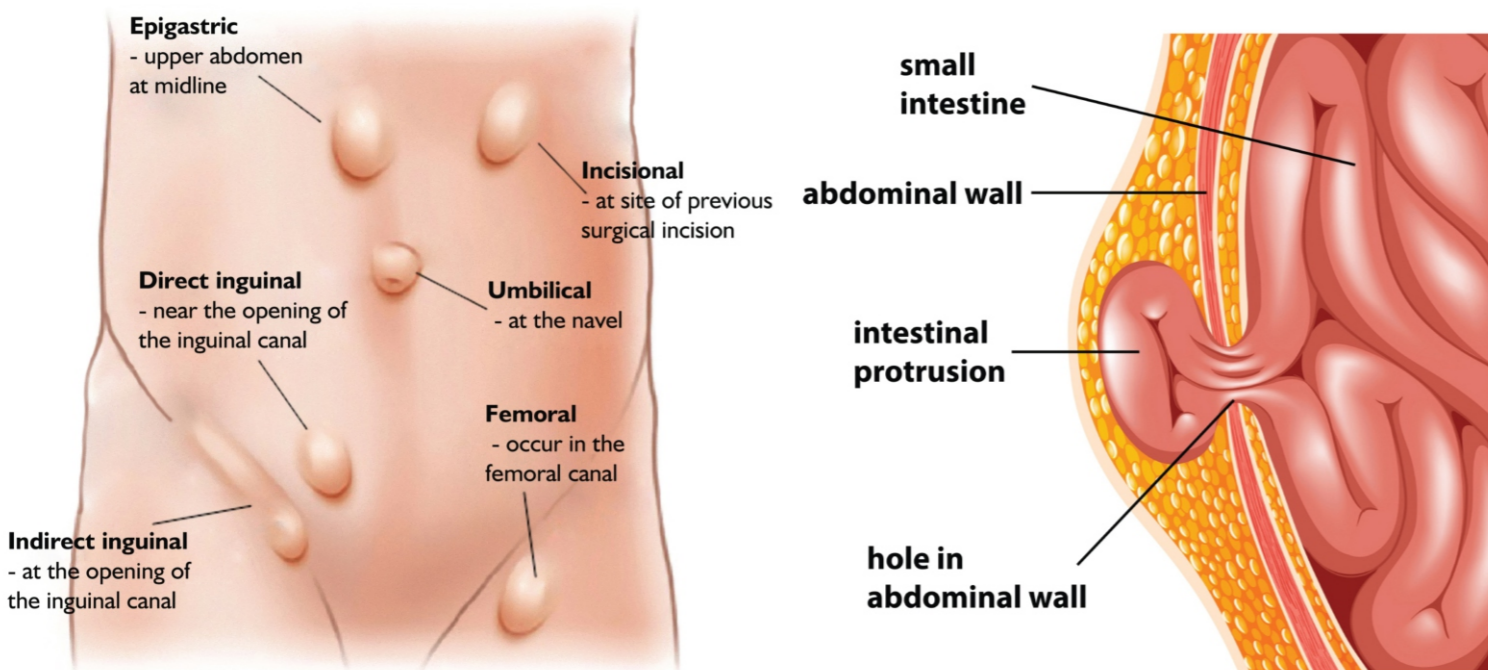


# All About Hernias

Symptoms, Diagnosis and Treatment

## TYPES OF HERNIAS

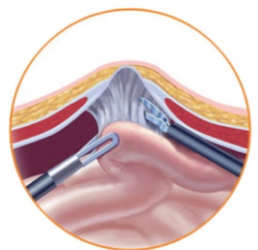


Hernias can occur to any one at any age group. Surgery is one of the most common treatment practiced all over the world.

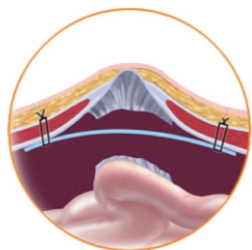
### What is a Hernia?

A hernia occurs when an internal organ or other body part protrudes through the wall of muscle or tissue that normally contains it. Most hernias occur within the abdominal cavity, between the chest and hips.

### HOW LAP HERNIA SURGERY IS PERFORMED



THE HERNIA IS REDUCED



A HERNIA MESH IS SECURED WITH TUCKERS AND FIXED IN THE HEALTHY MUSCLE

### Hernia Symptoms

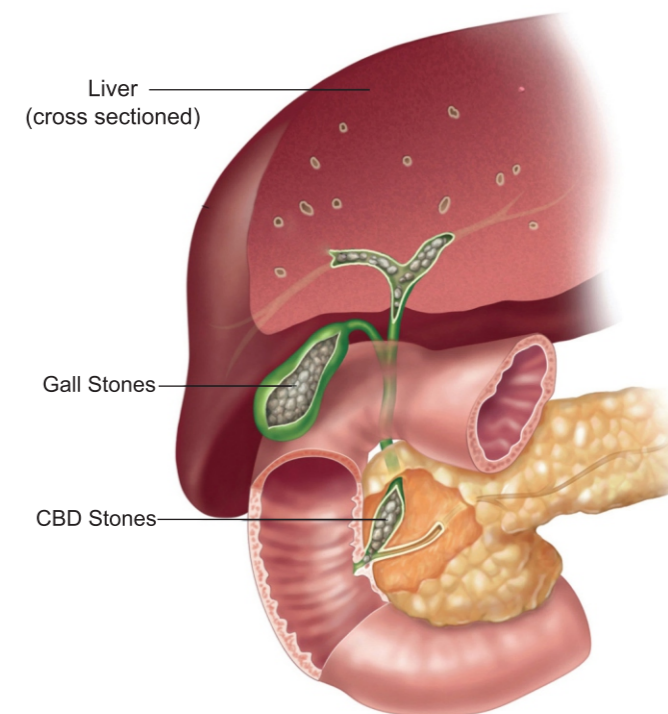
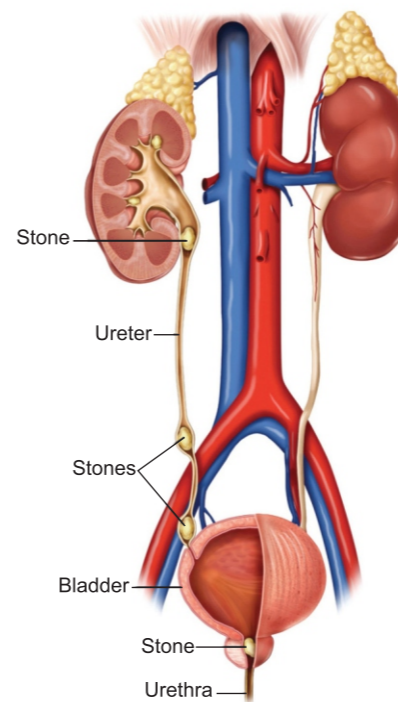
- ☑ Nausea.
- ☑ Very Painful if touched.
- ☑ Constipation.
- ☑ Vomiting.
- ☑ Small pains if neglected.

Open Surgical Repair of a Right Inguinal Hernia

LAP Surgical Repair of a Right Inguinal Hernia

# "A Stone Free Life"

Facing Kidney & Gallbladder Stones



Patients who have/had more than one **Kidney Stone** are prone to recurrence of **Stone**

### What is a Stone?

A stone is hard solid mass, it can be formed in the gall bladder, bladder & kidneys. There are various causes for formation of stones and can be treated in many different ways depending upon the stone size.

#### Gallbladder Disease | Symptoms

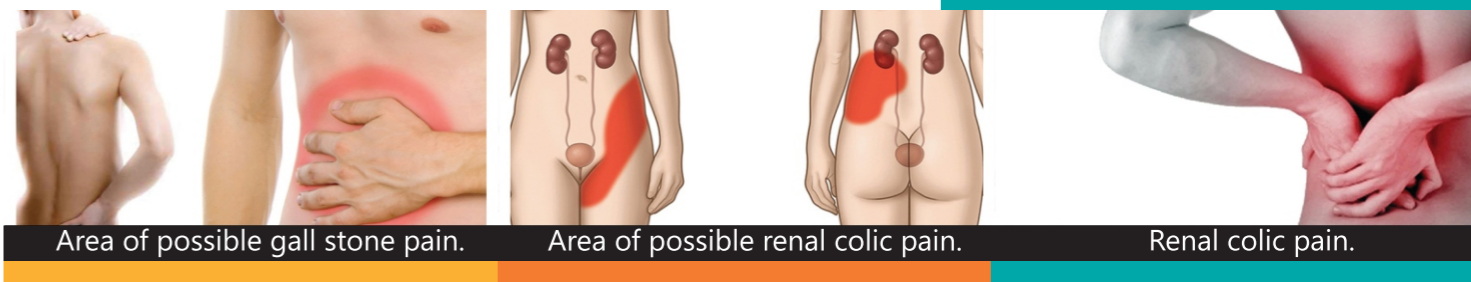
- Indigestion And Gastric Problems
- Nausea and vomiting
- Abdominal Pain
- Frequent belching
- Clay-colored stool
- Yellowing of skin & eyes

#### Kidney Stone | Symptoms

- Severe Pain (Renal Colic)
- Nausea
- Vomiting
- Blood in urine (Urine Pink)
- Painful Urination
- Fever

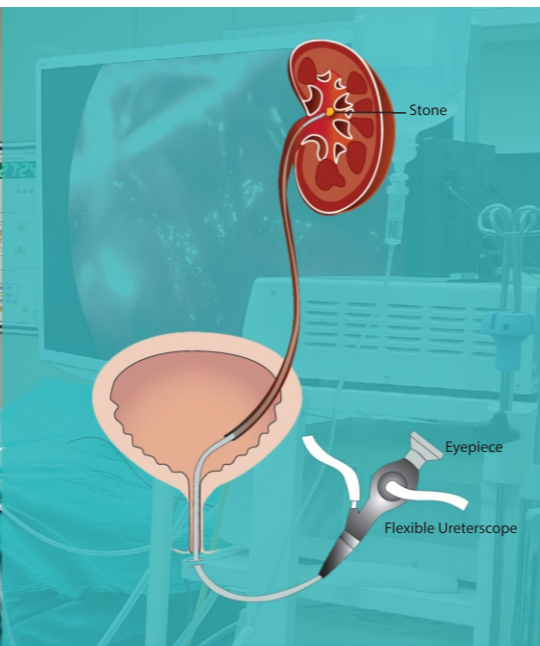
### Prevent Stones

- ☑ Drink plenty of water.
- ☑ Regulate fats and animal protein.
- ☑ Regulate milk & milk products.
- ☑ Have balanced and varied diet.
- ☑ Maintain healthy weight.



Call us : +91 81 2222 2222  
To know more about kidney stones, gall stones and the treatments.

Contact us :  
www.shantived.com | care@shantived.com  
Shantived Institute of Medical Sciences  
NH-19, Near Gurudwara Guru Ka Taal, Agra

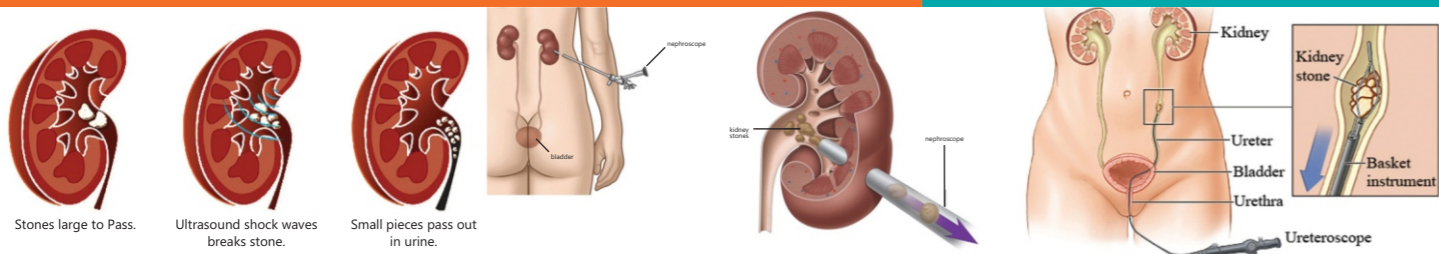


### RIRS for Kidney Stones

- ☑ Quicker healing (Short Hospital Stay)
- ☑ No pain after surgery.
- ☑ No incision.
- ☑ No Blood loss.
- ☑ Much faster recovery.

## Retrograde Intrarenal Surgery

RIRS is a non-invasive procedure for removal of Kidney stones using a fibre-optic, endoscope. The stone is seen through the scope, pulverised or crushed by a Holmium laser probe and grabbed by small forceps. No cut is made irrespective of the size of the stone.



### ESWL (Extracorporeal Shockwave Lithotripsy)

Non Surgical procedure | Ultrasonic or shock waves are directed on stones in the kidney to break them down and facilitate spontaneous passage through the urinary tract. Surrounding body tissues are not damaged.

### PCNL (Percutaneous Nephro Lithotomy)

Surgical procedure to removes stones from kidney by a small puncture (up to 1 cm) through the skin. Suitable to removes stones which are more than 3 cm in size.

### URS (Ureterscopic removal of stones)

URS involves passing a small flexible camera into the ureter, a laser is then used to break the stone and the fragments are extracted. This is the most common way to treat Ureter stones.

## Single Hole Gallbladder Surgery

Requires only one (1-2 cms) small incision in the abdomen, patients can be discharged on the same day. The other benefits include lesser pain, quicker healing and improved cosmetic results.

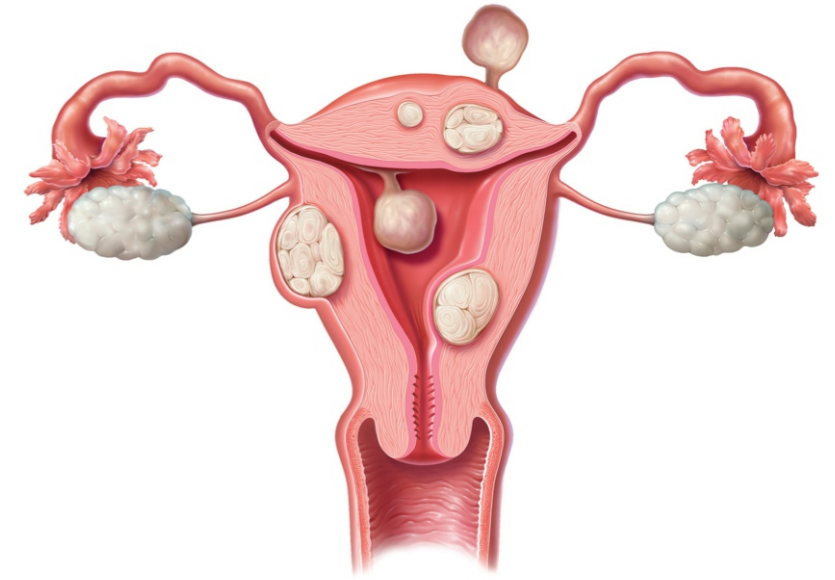
### OUR EMPANELLED TPA's & INSURANCE COMPANIES



## Symptoms of fibroids

- ☑ Mild to severe cramping and pain.
- ☑ Heavier bleeding.
- ☑ Longer or more frequent menstruation.
- ☑ Spotting or bleeding between periods.
- ☑ Pain during intercourse.
- ☑ Enlarged lower abdomen.
- ☑ Pregnancy complications.

# Fibroids: Everything you need to know

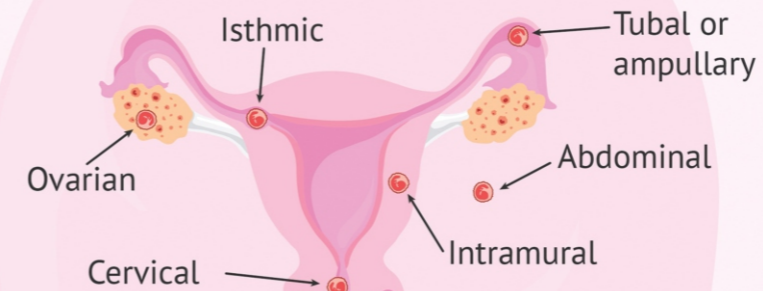


If **fibroids** become very large, they can distend the stomach, making a woman look pregnant

## What is Uterine Fibroids?

Uterine fibroids are non-cancerous growth of muscle tissue of the uterus. Fibroids can range in number and size from a single growth to multiple growths, and from very small to large.

## Ectopic Pregnancy : IMPLANTATION OUTSIDE THE UTERINE CAVITY



## Symptoms

- ☑ Light vaginal bleeding & pelvic pain.
- ☑ Painful nausea & vomiting.
- ☑ Sharp abdominal pain.
- ☑ Weakness, dizziness or fainting.
- ☑ Absence of embryo in the uterus.

## Treating An Ectopic Pregnancy :



○ **Observation :** might be beneficial in early pregnancy.



○ **Medications :** can stop embryo's growth and prevent tubal rupture.



○ **Surgery :** can remove the egg and repair tubal damage.

### OUR EMPANELLED TPA's & INSURANCE COMPANIES

